

Study Tips and Tricks



When taking notes in class do the following:

Handwrite your notes!



**Write a question and
then answer it!**

Both force you to synthesize and reword the content!

Ms. Irving

STUDY CARDS

Question on the front...

Answer on the back...



Keep in your bag and check often!

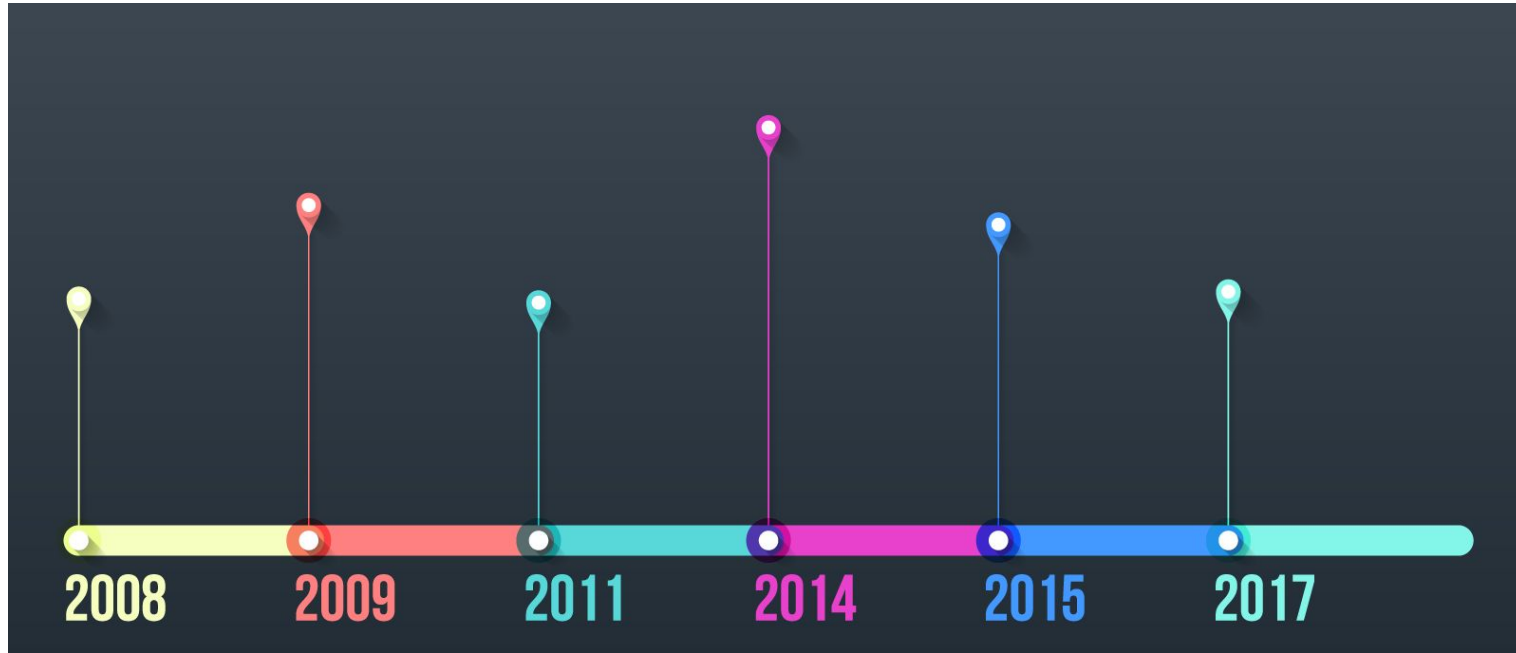
Ms. Dow & Ms. Irving

When memorizing large volumes of text, start at the end and memorize backwards...



Ms. Irving

When studying history learn things in a timeline...



Ms. Irving

For a deeper understanding of a topic, write a true statement and then think of at least three possible questions the teacher could ask regarding that topic.



Ms. Otke

Teach Someone Else!



Make it into a song!



Do Quizlet!

Ms. Sjoquist

For studying **readings...**


...read through the content **2-3 times.**

1. skim

2. summarize

3. take notes, write definitions, highlight key concepts

4. summarize again



Mr. Griffin

Start preparing for tests and exams early!



Ms. Sharko

**Study throughout
the unit with short
5–10-minute
sessions.**

Mr. Matheson

Get a good sleep before the exam...



Don't cram because mental mistakes from lack of sleep are inevitable!

Mr. Matheson

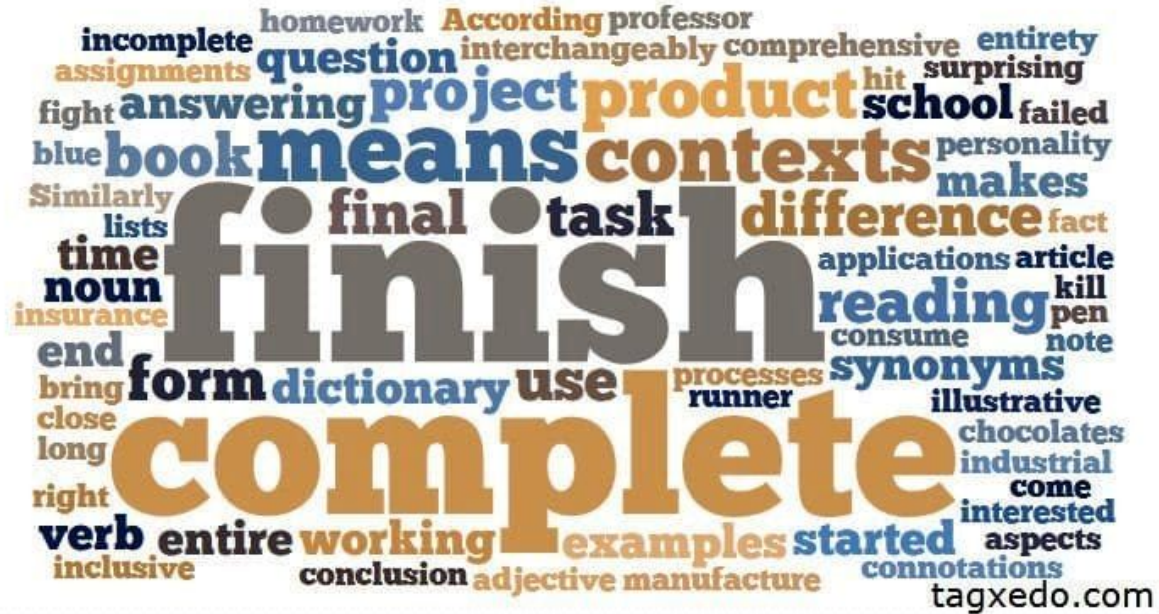
Always search for something in the multiple choice questions that might help jog your memory on long answer questions.



**There are hints
hidden everywhere!!**

Mr. Ross

Carefully read the whole question!



Mr. Matheson

Attack point of strength, and deal with tougher questions at the end.



**Don't sacrifice momentum
or good vibes until the end!**

Mr. Matheson

Always write down memory work on the scrap paper before you even look at the test as a reference!



Ms. Clarke

Before handing in the test/exam...



**Check to see if you've
answered every
question**

**...re-read your
answers!**

Mr. Griffin